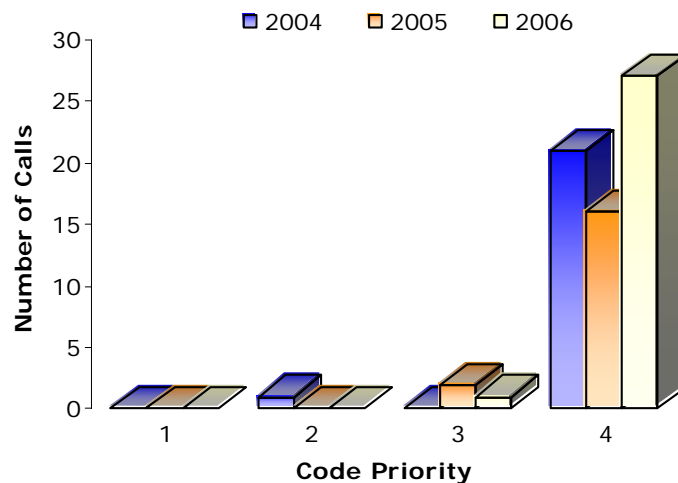


REQUEST FOR SERVICE:

This section reports on the primary function of Emergency Medical Services which is to provide ambulance transportation for sick and injured residents. The first table indicates the number of calls "Year to Date" by priority.

- CODE 1** A call that can be deferred without impact to the patient, i.e. going home from the hospital for a visit.
- CODE 2** A call that must be done at a certain time due to an appointment, i.e. bringing a patient to the hospital for diagnostics tests at 09:00.
- CODE 3** A call that is urgent because the patient needs medical attention but life or limb is not at risk, i.e. a simple broken leg.
- CODE 4** A call for life and death emergency or unknown situation.
- CODE 8** A call where the ambulance is asked to stand by at a specific location, i.e. a fire call.

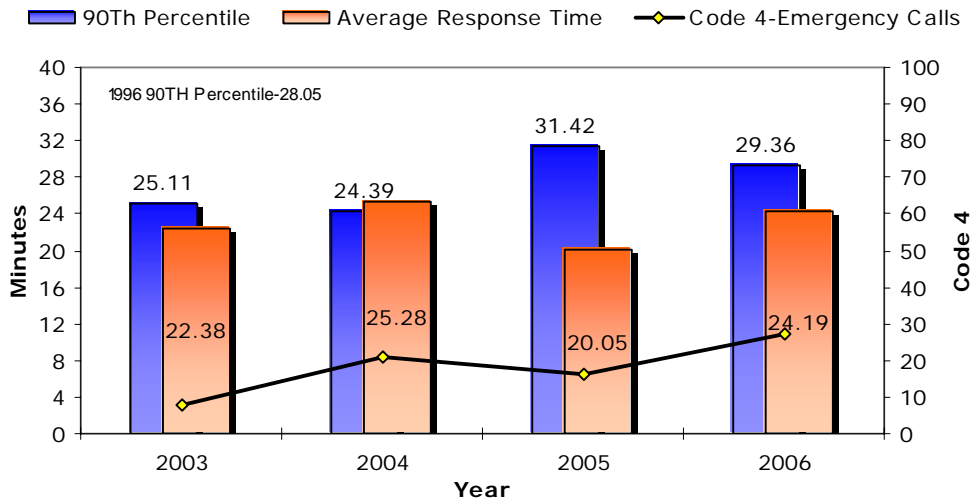
CODE	Jan	Feb	Mar	Apr	May	Jun	July	Aug	Sep	Oct	Nov	Dec	YTD
1	0	0	0	0	0	0	0	0	0	0	0	0	0
2	0	0	0	0	0	0	0	0	0	0	0	0	0
3	0	0	0	0	0	0	0	0	0	0	0	1	0
4	0	0	0	1	1	5	0	3	4	6	1	6	27
8	0	0	0	0	0	0	1	0	1	0	1	0	3
Total	0	0	0	1	1	5	1	3	5	6	2	7	31



90TH PERCENTILE AND AVERAGE RESPONSE TIMES:

The Ministry of Health and Long Term Care has legislated that response times must be equal to or better than prior to 1997 when the Local Services Realignment initiative was announced. Although MOH-LTC requires only an across the district measurement, we monitor response times in each geographic community. 90th percentile means that 90 percent of the Code 4 calls were responded to in less than the posted time.

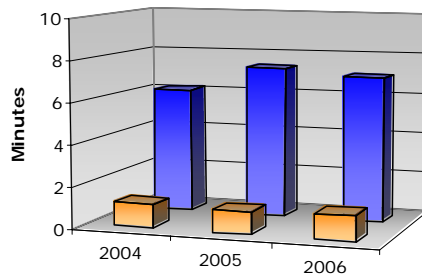
TOWNSHIP OF DORION



SERVICE LEVEL: Basic Life Support
1996 DISTRICT 90TH PERCENTILE: 12:41 minutes

90TH PERCENTILE REACTION TIMES FROM NOTIFICATION TO DEPARTURE FROM RED ROCK STATION:

Superior North EMS monitors how quickly staff responds to emergencies while on duty and, if applicable, while on-call away from the station. Target time for on-site is 90 seconds and for on-call it is 8 minutes.



	2004	2005	2006
On Site	1.13	1.05	1.2
On Call	6.11	7.34	7.04

STAFFING REPORT:

Red Rock Station

Approved staffing complement: 3 full-time, 4 part-time

STAFFING PATTERN:

Red Rock Station

On site hours: 10
 Off-site hours: 14

DOWNSTAFFING:

Red Rock Station

	Jan	Feb	Mar	Apr	May	Jun	Jul	Aug	Sep	Oct	Nov	Dec
(hours)												
Downstaffing Total	6.83	29.5	16.5	1	.25	0	.13	0	.67	32.4	0	44.42
Fully Downstaffed	0	0	0	0	0	0	.13	0	0	0	0	0
Total - First Response	6.83	29.5	16.5	1	.25	0	0	0	.67	32.4	0	44.42

FLEET REPORT:

Red Rock Station

Total kilometers traveled: 22,033

One 1997 Ford diesel Demers Type 2 ambulance



FACILITY REPORT:

Red Rock Station

January-June

Washer and dryer installed.

July – December

Bathroom renovations.

TRAINING:

Red Rock Station

January – June

Type: Mandatory Training
 Date: May
 No. attended: 6
 Length: 8 hrs.
 Location: Nipigon

Type: N95 Fit Testing
 Date: June
 No. attended: 4
 Length: 2 hrs.
 Location: Nipigon

July – December

Nothing to report.



INJURIES:

Red Rock Station

Lost time: 2
 Medical aid: 2



~udly Serving the People of the District of Thunder Bay

Find out more from our newsletter – located at www.SuperiorNorthEMS.com



PUBLIC RELATIONS:

Red Rock Station

January-June

- * Choking presentation to parents.
- * Presentation to Red Rock High School.
- * Open house – EMS Week.

July – December

- * Volunteer standby for Hike for Health.
 - * Canada Day parade.
 - * Halloween.
 - * Christmas parade.
-

CONTRACTED SERVICES:

Red Rock Station

Nature of event: 0
Number of hours: 0

INVESTIGATIONS:

Red Rock Station

Substantiated: 0
Unsubstantiated: 0

OTHER INFORMATION:

Red Rock Station

January –December

Nothing to report.

www.SuperiorNorthEMS.com