

2005 Report for Red Rock Superior North Emergency Medical Services



Request for Service:

This section reports on the primary function of Emergency Medical Services which is to provide ambulance transportation for sick and injured residents. The first table indicates the number of calls "Year to Date" by priority.

Code 1 is a call that can be deferred without impact to the patient, i.e. going home from the hospital for a visit.

Code 2 is a call that must be done at a certain time due to an appointment, i.e. bringing a patient to the hospital for diagnostics tests at 09:00.

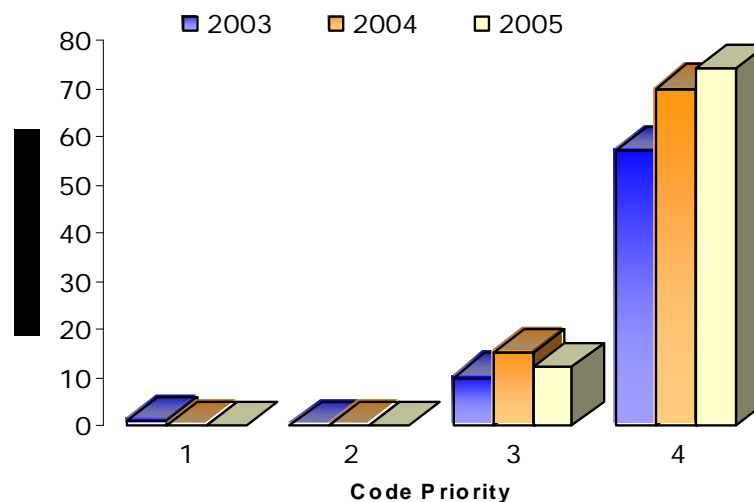
Code 3 is a call that requires a moderate amount of urgency where the patient needs medical attention but life or limb is not at risk, i.e. a simple broken leg.

Code 4 is a call for life and death emergency or unknown situation.

Code 8 is a call where the ambulance is asked to stand by at a specific location, i.e. a fire call.

Code	Jan	Feb	Mar	Apr	May	Jun	July	Aug	Sep	Oct	Nov	Dec	YTD
1	0	0	0	0	0	0	0	0	0	0	0	0	0
2	0	0	0	0	0	0	0	0	0	0	0	0	0
3	1	0	1	0	2	2	0	0	1	0	2	3	12
4	9	4	6	3	6	4	7	2	6	7	7	13	74
8	0	0	2	1	0	1	0	1	1	0	0	2	8
Total	10	4	9	4	8	7	7	3	8	7	9	18	94

Township of Red Rock - Call Volume Information



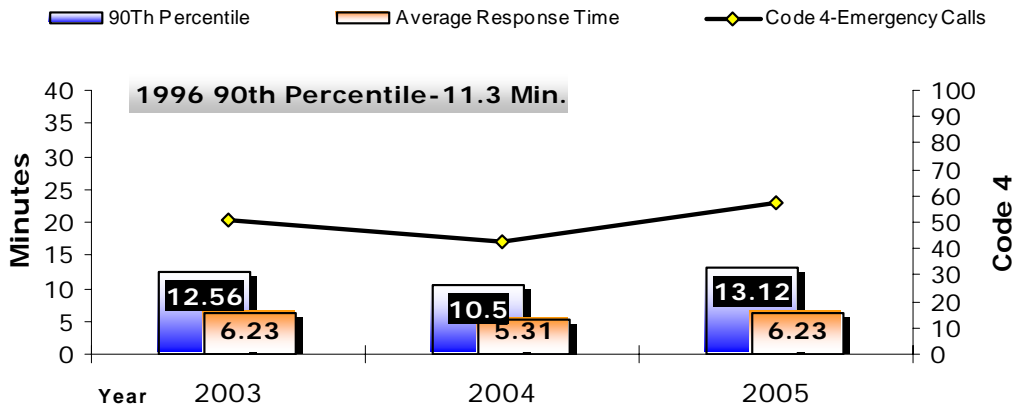
2005 Report for Red Rock Superior North Emergency Medical Services



90th Percentile and Average Response Times:

The Ministry of Health and Long Term Care has legislated that response times must be equal to or better than prior to 1997 when the Local Services Realignment initiative was announced. Although MOH-LTC requires only an across the district measurement, we monitor response times in each geographic community. 90th percentile means that 90 percent of the Code 4 calls were responded to in less than the posted time.

Town of Red Rock

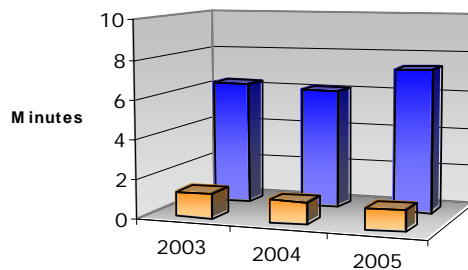


Service Level: Basic Life Support
1996 District 90th Percentile: 12:41 minutes

90th Percentile Reaction Times from Notification to Departure from Station:

Superior North EMS monitors how quickly staff responds to emergencies while on duty and, if applicable, while on-call away from the station. Target time for on-site is 90 seconds and for on-call it is 8 minutes.

T2-T3 Response Times-Red Rock



	2003	2004	2005
On Site	1.27	1.13	1.05
On Call	6.32	6.11	7.34

2005 Report for Red Rock Superior North Emergency Medical Services



Staffing Report:

Approved staffing complement: 3 full-time, 4 part-time
 Actual staffing complement: 2 full-time, 2 part-time
 Hires: 2 full-time, 2 part-time
 Separations: 2 full-time, 1 part-time

Staffing Pattern:

On site hours: 10
 Off-site hours: 14

Downstaffing:

	Jan	Feb	Mar	Apr	May	Jun	Jul	Aug	Sep	Oct	Nov	Dec
(hours)												
Downstaffing Total	3	5	0	.33	2.5	.5	130.42	15	0	6.5	2.08	68.25
Fully Downstaffed	0	0	0	.33	0	0	0	0	0	0	0	0
Total - First Response	3	5	0	0	2.5	.5	130.42	15	0	6.5	2.08	68.25

Fleet Report:

Total kilometers traveled: 18,529

Facility Report:

January-June

The mould problem in the station was corrected. The men's shower is leaking.

July - December

Nothing to report.

Training:

January-June

Type: Driver Training
 Date: May 6, 7, 8
 No. attended: 2
 Length: 8 hrs.
 Location: Red Rock

2005 Report for Red Rock Superior North Emergency Medical Services



Type: MRx Defibrillation Review
Date: May & June
No. attended: 2
Length: 4 hrs.
Location: Red Rock

Type: Peer Support
Date: June 14, 15
No. attended: 1
Length: 24 hrs.
Location: Thunder Bay

All staff reviewed Basic Life Support and Ambulance Call Report standards.

Helicopter Safety – all staff completed self-directed instruction.

July – December

Type: MRx Defibrillator Training
Date: August
No. attended: 1
Length: 2.5 hrs.
Location: Geraldton

Type: Mandatory Fall Training (harassment, privacy laws, infection control procedures)
Date: November
No. attended: 3
Length: 8 hrs.
Location: Red Rock

Type: N95 Fit Testing
Date: November
No. attended: 2
Length: .5 hrs.
Location: Nipigon

Injuries:

Lost time: 1
Medical aid: 2



2005 Report for Red Rock Superior North Emergency Medical Services



Public Relations:

January-June

- * Colouring contest for kids
- * JK/SK visit
- * Visited senior citizen home
- * JK-Grade 1 class presentation
- * Dorion HSFO run/walk

July – December

- * Nothing to report.



Contracted Services:

Nature of event: 0
Number of hours: 0

Investigations:

Substantiated: 0
Unsubstantiated: 0

Other Information:

Nothing to report.

