

Report for Oliver Paipoonge Superior North Emergency Medical Services



Request for Service:

This section reports on the primary function of Emergency Medical Services which is to provide ambulance transportation for sick and injured residents. The first table indicates the number of calls "Year to Date" by priority.

Code 1 is a call that can be deferred without impact to the patient, i.e. going home from the hospital for a visit.

Code 2 is a call that must be done at a certain time due to an appointment, i.e. bringing a patient to the hospital for diagnostics tests at 09:00.

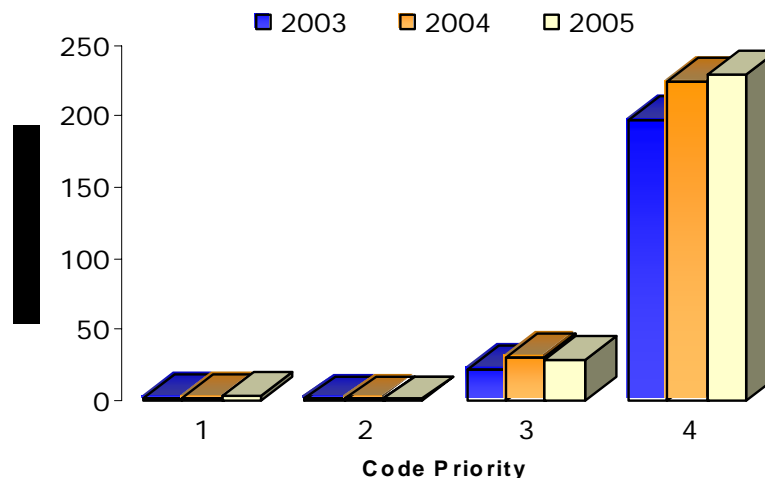
Code 3 is a call that requires a moderate amount of urgency where the patient needs medical attention but life or limb is not at risk, i.e. a simple broken leg.

Code 4 is a call for life and death emergency or unknown situation.

Code 8 is a call where the ambulance is asked to stand by at a specific location, i.e. a fire call.

Code	Jan	Feb	Mar	Apr	May	Jun	July	Aug	Sep	Oct	Nov	Dec	YTD
1	0	0	0	2	0	0	0	0	1	0	0	0	3
2	0	0	0	0	0	0	0	0	1	0	0	0	1
3	6	2	1	3	1	4	3	1	3	3	1	1	29
4	22	12	15	13	19	17	24	30	25	15	21	17	230
8	0	0	0	0	0	0	0	0	1	0	0	0	1
Total	28	14	16	18	20	21	27	31	31	18	22	18	264

Municipality of Oliver & Paipoonge
- Call Volume Information



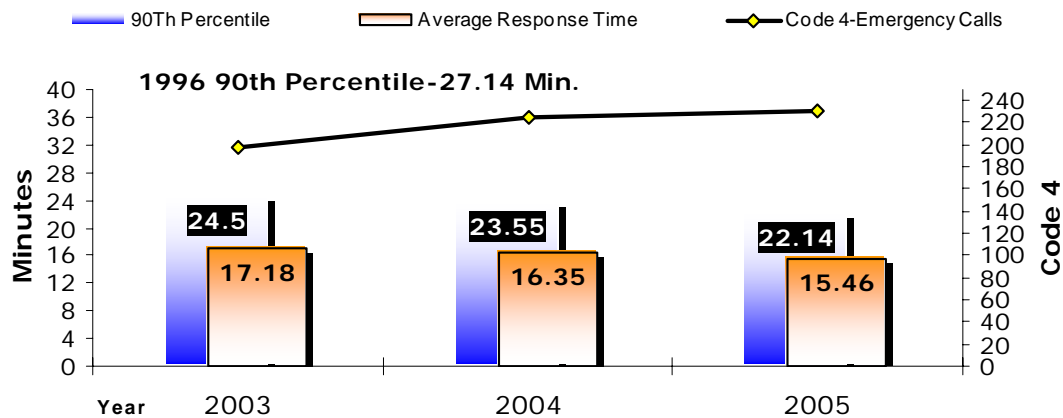
Report for Oliver Paipoonge Superior North Emergency Medical Services



90th Percentile and Average Response Times:

The Ministry of Health and Long Term Care has legislated that response times must be equal to or better than prior to 1997 when the Local Services Realignment initiative was announced. Although MOH-LTC requires only an across the district measurement, we monitor response times in each geographic community. 90th percentile means that 90 percent of the Code 4 calls were responded to in less than the posted time.

Municipality of Oliver & Paipoonge



1996 District 90th Percentile:

12:41 minutes

Service Level:

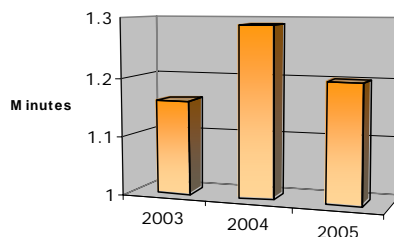
Thunder Bay Stations
Advanced Life Support

Conmee Station
Basic Life Support

90th Percentile Reaction Times from Notification to Departure from Station:

Superior North EMS monitors how quickly staff responds to emergencies while on duty and, if applicable, while on-call away from the station. Target time for on-site is 90 seconds and for on-call it is 8 minutes.

T2-T3 Response Times-Thunder Bay

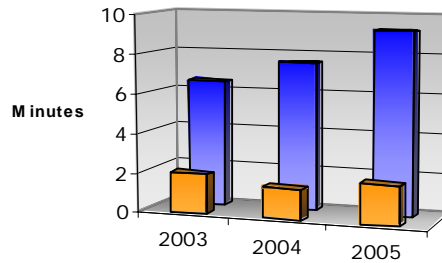


	2003	2004	2005
On Site	1.16	1.29	1.2

Report for Oliver Paipoonge Superior North Emergency Medical Services



T2-T3 Response Times-Conmee



	2003	2004	2005
On Site	2.01	1.54	2.01
On Call	6.45	7.51	9.2

Staffing Report:

Thunder Bay Stations

Approved staffing complement: 40 full-time, 25 part-time
 Actual staffing complement: 40 full-time, 22 part-time
 Hires: 1 full-time
 Separations: 1 part-time, 3 part-time

Conmee Station

Approved staffing complement: 3 full-time, 4 part-time
 Actual staffing complement: 3 full-time, 4 part-time
 Hires: 1 full-time, 3 part-time
 Separations: 1 part-time

Staffing Pattern:

Thunder Bay Stations

On site hours: 4 - 24 hr. vehicles
 3 - 8 hr. vehicles
 1 - 8 hr evening vehicle
 1 - Paramedic Response Unit

Conmee Station

On site hours: 10
 Off-site hours: 4



Report for Oliver Paipoonge Superior North Emergency Medical Services



Downstaffing:

	Jan	Feb	Mar	Apr	May	Jun	Jul	Aug	Sep	Oct	Nov	Dec
(hours)												
Downstaffing Total	166	19	70.1	61.5	74.5	140	241	364	277	194	255	218.9
Fully Downstaffed	27.8	19	65.3	56	63.5	134	11.9	361	274	162	233	189.4
Total – ACP to PCP	138	0	2.3	.98	0	0	0	0	0	0	0	0
Total - First Response	.45	.05	2.5	4.5	11	5.9	229	2.8	2.8	32.3	21.2	29.4

	Jan	Feb	Mar	Apr	May	Jun	Jul	Aug	Sep	Oct	Nov	Dec
(hours)												
Downstaffing Total	28	0	28.97	0	0	0	0	0	0	0	0	18.02
Fully Downstaffed	0	0	13.77	0	0	0	0	0	0	0	0	.52
Total - First Response	28	0	5.2	0	0	0	0	0	0	0	0	17.5

Fleet Report:

Thunder Bay Stations

Total kilometers traveled: 370,916

Conmee Station

Total kilometers traveled: 21,533

Facility Report:

January – June

In March fire destroys interior of ambulance base with loss of all supplies and stored equipment
Ambulance not destroyed. Roofing on crew quarters reshingled.

July – December

Central air installed in July.

In August ambulance garage repairs from fire were completed and ambulance moved back into facility.

Report for Oliver Paipoonge

Superior North Emergency Medical Services



Training:

Thunder Bay Stations

January - June

Type: Inservice training for Service Instructors
Date: March 14
No. attended: 7
Length: 8 hrs.
Location: Thunder Bay

Type: Lead II Interpretation
Date: May
No. attended: 9
Length: 24 hrs.
Location: Thunder Bay

Type: Lead II Interpretation
Date: May
No. attended: 9
Length: 24 hrs.
Location: Thunder Bay

Type: Equipment Training/New Staff – I-Medic
Date: June 16
No. attended: 4
Length: 4 hrs.

Location: Thunder Bay
Type: Mandatory Spring Training – Harassment, Policies, Multiple Casualty Incident, Infection Control
Date: March, April
No. attended: 68
Length: 8 hrs.
Location: Thunder Bay

Type: Myers Briggs Assessment
Date: January & April
No. attended: 7
Length: 3.5 hrs.
Location: Thunder Bay

Type: Semi-Automatic External Defibrillation Recertification
Date: February to April
No. attended: 72
Length: 4 hrs.
Location: Thunder Bay

Report for Oliver Paipoonge

Superior North Emergency Medical Services



Type: Symptom Relief Recertification
Date: February to April
No. attended: 72
Length: 4 hrs.
Location: Thunder Bay

Type: Wilderness Response
Date: March
No. attended: 5
Length: 16 hrs.
Location: Manitouwadge

All staff reviewed Basic Life Support and Ambulance Call Report standards.

Helicopter Safety – all staff completed self-directed instruction.

July - December

Type: O2 Testing Testor
Date: October
No. attended: 2
Length: 8 hrs.
Location: Thunder Bay

Type: N95 Qualitative Fit Testing
Date: October
No. attended: 2
Length: 5 hrs.
Location: Thunder Bay

Conmee Station

January - June

Type: Mandatory Spring Training – Harassment, Policies, Multiple Casualty Incident, Infection Control
Date: March, April
No. attended: 5
Length: 8 hrs.
Location: Thunder Bay

Type: MRx Defibrillation
Date: February
No. attended: 1
Length: 4 hrs.
Location: Thunder Bay

Report for Oliver Paipoonge Superior North Emergency Medical Services



Type:	Peer Support
Date:	June 14, 15
No. attended:	1
Length:	24 hrs.
Location:	Thunder Bay

All staff reviewed Basic Life Support and Ambulance Call Report standards.

Helicopter Safety – all staff completed self-directed instruction.

July – December

Type:	N95 Qualitative Fit Testing – Train the Trainer
Date:	October
No. attended:	1
Length:	2.5 hrs.
Location:	Thunder Bay

Injuries:

Thunder Bay Stations

Lost time: 6
Medical aid: 5

Conmee Station

Lost time: 0
Medical aid: 1

Public Relations:

Thunder Bay Stations

- * 48 hrs. of public relations, including career fairs and school visits
- * 20 hrs. Remembrance Day ceremonies

Conmee

- * Paramedic career presentation
- * Station tour



Report for Oliver Paipoonge Superior North Emergency Medical Services



Contracted Services:

Thunder Bay Stations

Nature of event: 0
Number of hours: 0

Conmee

Nature of event: 0
Number of hours: 0

Investigations:

Thunder Bay Stations

Substantiated: 3
Unsubstantiated: 5
Other: 1

Conmee

Substantiated: 0
Unsubstantiated: 0

Other Information:

Thunder Bay Stations

Four new 2005 Crestline Ambulances are now on line in Thunder Bay.
Two medical students are now doing weekly ride outs with paramedics in Thunder Bay.

Conmee

January – June

In March the ambulance station was gutted by fire with total loss of all supplies and equipment. The ambulance was not destroyed. In May Mr. Ted Neill was hired as Supervisor, Western Region, Rural Services, to replace Mr. Bill Lewis who left to move to Kingston.

July – December

In November there was a change of gas supplier for crew quarter heating.



Conmee fire – March 2005